



Star Stuff

Ford Amateur Astronomy Club Newsletter


Volume 27, Number 10

October 2017

Spooky in Space: NASA Images for Halloween

By Linda Hermans-Killiam

Have you ever seen a cloud that looks sort of like a rabbit? Or maybe a rock formation that looks a bit like an elephant? Although you know that a cloud isn't *really* a giant rabbit in the sky, it's still fun to look for patterns in images from nature. Can you spot some familiar spooky sites in the space images below?



Credit: NASA/GSFC/SDO

This might look like the grinning face of a jack-o'-lantern, but it's actually a picture of our Sun! In this image, taken by NASA's Solar Dynamics Observatory, the glowing eyes, nose and mouth are some of the Sun's active regions. These regions give off lots of light and energy. This causes them to appear brighter against the rest of the Sun. Active regions are constantly changing locations on the Sun. On the day this image was captured, they just happened to look like a face!

Continued on Page 2

Presidents Article

By Liam Finn

Elections 2018

Seeing as the year is almost over it is once again time to think about the officer elections which will take place in our January meeting. There is one chair that will be opening as it is term limited, for which we will be seeking a new Vice President. The existing officers that have yet to reach their term limits are willing to remain in their positions. The nominating committee has been busy searching for someone to take on the VP responsibilities.

Do not approach the nominating committee if you want to run for an officer position, as their role is to ensure we have at least one person interested in running for any vacancies.

If you would like to run for any of the officer positions, you need to be present at the club meeting in January and you can nominate yourself. Your nomination needs to be seconded. You must be at the January meeting to be considered.

Sirius Award

It is that time again where we need to get our thinking caps on and choose a member of the club that is deserving of our prestigious Sirius Award. The Sirius Award is awarded to a member of the club who has gone above and beyond to help with any and all aspects of the club to make it successful, be that through outreach, volunteering at events, being an officer in the club or being a good ambassador for the FAAC.

If you have someone in mind please send your nominations to president@fordastronomyclub.com.

Continued on Page 2

Presidents Article

Continued from page 1

Please include the person's name and a list of the reasons why you think they deserve this award.

All submissions need to be in by the January club meeting. Once the nominations are closed the officers of the club will meet and review the submissions.

Please note that existing officers for 2017 and elected officers for 2018 cannot be included. If they are nominated they will be just dropped from the final list. Also this is a once in a lifetime award so you can't nominate anyone who has received the award in the past.

Get your thinking caps on and help the club recognize an outstanding member!


Beginner's night

Our last two events for 2017 are:

1. Spiritus Santos Academy Plymouth on Friday October 27th. Be there before 6:30 to setup your equipment. The school is on Joy Road between Napier and Gotfredson
2. Maybury State Park, Livonia on Saturday 28th October. The park is South side of 8 Mile between Beck and Napier.


Spooky in Space: NASA Images for Halloween

Continued from page 1



Credit: NASA/ESA/A. Simon (Goddard Space Flight Center)

This is a Hubble Space Telescope image of Jupiter. Do you notice something that looks like a big eye peeking back at you? That's actually the shadow of Jupiter's moon Ganymede as it passed in front of the planet's Great Red Spot. Jupiter's Great Red Spot is a gigantic, oval shaped storm that is larger than Earth and is shrinking. It has been on Jupiter for several hundred years, and its winds can swirl up to 400 miles per hour!




Credit: NASA/JPL-Caltech

Spooky in Space: NASA Images for Halloween

Continued from page 2

Can you see the profile of a witch in this image? This image, from NASA's Wide-Field Infrared Survey Explorer, shows the Witch Head nebula. The nebula is made up of clouds of dust heated by starlight. These dust clouds are where new stars are born. Here, the dust clouds happen to be in the shape of an open mouth, long nose and pointy chin.



Credit: NASA/JPL-Caltech/Univ. of Wis.

The Black Widow Nebula looks like a giant spider in space. It is a huge cloud of gas and dust containing massive young stars. Radiation and winds from these stars push the dust and gas around, creating a spider-like shape. This image is from NASA's Spitzer Space Telescope.



Credit: NASA/JPL-CALTECH/MSSS

Did a skeleton lose one of its leg bones on Mars? Nope! It's just an image of a Martian rock. NASA's Curiosity rover captured this image. The rock was probably shaped to look this way over time by wind or water. If life ever existed on Mars, scientists expect that it would be small organisms called microbes. So, it isn't likely that we'll ever find a large fossil on Mars!

Secretary's Report

By Jessica Edwards

28 September 2017

What's Up and Member Observations

Several members attended the Great Lakes Star Gaze. Clear skies all nights made for some wonderful observing with around 100 people in total in attendance. The Orionid Meteor Shower peaks on the 21st with around 20 meteors possible. Mercury, Jupiter, Saturn, Uranus, and Neptune are visible in the evening with Venus and Mars in the morning.

Main Talk – Messier – Who? Why? – Gordon Hansen

Charles Messier was born in 1730. After observing a 6 tailed comet in 1744, he became obsessed with astronomy. In 1751 he became an astronomer of the French Navy. At this time, comet hunting was what interested Messier the most. Over his lifetime he discovered 13 and co-discovered 20 more. In order to keep track of all the objects in the sky that

Secretary's Report

Continued from page 3

initially look like comets, but do not move over time, a catalogue was created. There were 109-110 objects on this "do not look at" list. All of them can be observed in the course of one night in March. They are some of the brightest and most interesting objects to observe and photograph.

2017 Beginner's Nights Calendar

Month	1st Quarter	Beginner's Night	Sunset	Location
April	Monday, April 3rd	Saturday, April 1st	7:58pm	Island Lake
April/May	Tuesday, May 2nd	Saturday, April 29th	8:30pm	Island Lake
		^^Int'l Astronomy Day^^		
June	Thursday, June 1st	Saturday, June 3rd	9:04pm	Island Lake
July	Friday, June 30th	Saturday, July 1st	9:12pm	Island Lake
July II	Sunday, July 30th	Saturday, July 22th	8:54pm	Island Lake (Club Picnic)
August	Tuesday, August 29th	Saturday, August 26th	8:15pm	Island Lake
Solar Eclipse is on 21st - Head for totality!				
September	Friday, September 9th	Fri-Sat Sept 29, 30	7:17pm 7:14pm	(AATB / Island Lake)
October	Sunday, October 27th	Saturday, October 28th	6:30pm	Maybury State Park

Treasurers Report

October 2017

By Mike Bruno

Going forward, the financial report will be available at all the club meetings and on request to the treasurer. You can submit a request for a copy to treasurer@fordastronomyclub.com

FAAC Equipment Holders Report

By Dennis Salliotte

FAAC Equipment Report 10/19/17

<u>Item</u>	<u>Currently Held By:</u>	<u>Date Last Verified</u>
<u>Telescopes</u>		
4" Dobsonian (Harold's donation)	George Korody	1/20/17
<u>Presentation Tools</u>		
Projector (older)	Jim Frisbie	1/15/17
Projection Screen 8'	Bob MacFarland	10/16/17
Speaker System w/wireless mic	Gordon Hansen	10/16/17
Bullhorn	George Korody	1/20/17
DVD Player	Jim Frisbie	1/15/17
Projection Screen 6'	Hayden Barrett	8/4/17
Projector, ViewSonic	Gordon Hansen	10/16/17
<u>Demonstration Tools</u>		
Weight On Planets Scale	George Korody	1/20/17
Lunar Phase Kit	Bob MacFarland	10/16/17
100 ft Scale Model Solar System Kit	Bob MacFarland	10/16/17
<u>Display Items</u>		
Astronomy Event Sign (3' X 6')	Gordon Hansen	10/16/17
PVC Display Board - Folding	Sandra Macika	1/23/17
Banner – Small (24" X 32")	George Korody	1/20/17
Banner – Medium (24" X 72")	Sandra Macika	1/23/17
Banner – Large (32" X 16')	George Korody	1/20/17
Tri-Fold Presentation Boards	Don Klaser	1/26/17
Tri-Fold Poster Board (Early Club Photos)	George Korody	5/25/17
<u>Other</u>		
Canopy (10' X 10')	Liam Finn	9/19/17
Equipment Etching Tool	Greg Ozimek	10/16/17
Pop Cooler	Hayden Barrett	7/27/17
<u>EQUIPMENT KITS</u>		
<u>Telescopes</u>	<u>CARETAKER</u>	

TK3 Celstrn 130 Newt Goto mount	Liam Finn	9/19/17
TK4 Clstrn 90 Refrctr w/man mount	Liam Finn	9/19/17
TK5 4 ½ “ Reflector, on Fitz GEM mount	Bob MacFarland	10/16/17
TK6 8” Orion 8XTi Dobsonian	Jed & Jacob Datema CARETAKERSHIP IS AVAILABLE	3/29/17
TK1 Coronado PST solar scope w/double stack, Meade Autostar Goto mount & tripod and accessories	John McGill	1/15/17
TK7 TPO 8” f/4 Imaging Newtonian Telescope (OTA)	Jim Barnes	1/16/17
<u>Binoculars</u>		
BK3 15x70 binocs, monopod mount	Bob MacFarland	10/16/17
BK4 20x80 binocs, altaz goto mount	Sandra Macika	1/23/17
BK5 25x70 binocs w/tripod adaptor	Tim Dey	4/20/17
<u>Eyepiece Kit</u>		
EPK1 Eyepieces, filters & accesories	Liam Finn	9/19/17
<u>Other</u>		
TA Sky Quality Meter	Liam Finn	9/19/17
TA Sky Atlas 2000.0	Tim Dey	4/20/17
TA Orion telescope binoviewer	Liam Finn	9/19/17
<u>Lincoln Park Observatory</u>		
LPO Celestron binoviewer #93691	Tim Dey	4/20/17
LPO Celestron 2X 1.25” Barlow	Tim Dey	4/20/17
<u>Imaging SIG</u>		
C1 Celestron NexImage Solar System Imager model #93712	Gordon Hansen	10/16/17
C2 Meade Deep Sky Imager PRO III w/AutoStar Suite	Gordon Hansen	10/16/17
C3 Orion StarShoot Deep Space Video Camera NTSC #52185 w/video capture device #52178	Gordon Hansen	10/16/17
C4 Meade Electronic Eyepiece w/cable to a video monitor, VCR or TV. Pairw#43 AND Meade 3.5” LCD Color Monitor Kit # 07700 Complete (unused). Pair	Gordon Hansen	10/16/17

w#34		
C5 Orion StarShoot Deep Space Video Camera II #52195 AND Orion StarShoot iPhone Control for Deep Space Video Camera II #52195	Gordon Hansen	10/16/17
C6 Canon 60 DA and accessories	Tim Dey	4/20/17
CA1 Rigel Systems Spectroscope	Gordon Hansen	10/16/17
CA2 Celestron 1.25" to T-Adapter(male thread) Model #93625	Gordon Hansen	10/16/17
CA3 Canon EOS deluxe astrophoto kit FOR Canon bayonet T-thread adapter and variable 1.25" extender	Gordon Hansen	10/16/17
CA4 Orion StarShoot LCD-DVR #58125 2.5" LCD screen	Gordon Hansen	10/16/17
CA5 Celestron Canon EOS T-ring adapter #93419	Gordon Hansen	10/16/17
<u>Special Event Use Only- Not Available For Loan Out</u>		
TK2 Meade 8" ETX-LS-ACF w/tripod, voice assist, computerized GPS plus MANY (35+) accessories	Tim Dey	4/20/17
BK1 Orion BT-100 binocular telescope w/hard case, Orion VersaGo h.d. man altaz mount w/Vixen dovetail head and Vixen style binocular holder bracket	Ken Anderson	9/19/17
BK2 Zhumell 25x100 binoculars, hard case & Zhumell TRH-16 tripod w/soft fabric bag	Sandra Macika	1/23/17
TAK1 Night Vision Intensification binocular unit	George Korody	1/20/17
Dennis Salliotte equipment@fordastronomyclub.com		

STAR STUFF

This Newsletter is published eleven times each year by:

FORD AMATEUR ASTRONOMY CLUB P.O. Box 7527 Dearborn MI 48121-7527

PRESIDENT: Liam Finn

VICE PRESIDENT: Tim Dey

SECRETARY: Jessica Edwards

TREASURER: Mike Bruno

WEBMASTER: Greg Ozimek

NEWSLETTER EDITOR: Syed Saifullah

Club Information:

The Ford Amateur Astronomy Club (FAAC) meets on the fourth Thursday each month, except for the combined November/ December meeting on the first Thursday of December - at Henry Ford College Administration Services and Conference Center in Dearborn. Refer to our website for a map and directions. www.fordastronomyclub.com

The FAAC observes at Spring Mill Pond within the Island Lake State Recreation Area near Brighton, Michigan. The club maintains an after-hours permit and observes on Friday and Saturday nights, and nights before holidays, weather permitting.

The FAAC also has use of a private observing site near Gregory Michigan and Lake Erie Metro Park. See the FAAC Yahoo Group* for more information.

Observing schedules and additional info are available on our website, or via the FAAC Yahoo Group.* Or call the FAAC Hotline, for info and leave a message, or ask questions: 313-757-2582. You may also send email inquiries to info@fordastronomyclub.com .

Membership in the FAAC is open to anyone with an interest in amateur astronomy. The FAAC is an affiliate of the Ford Employees Recreation Association (F.E.R.A.).

Membership fees:

Annual - New Members: \$30 (\$15 after July 1)

Annual - Renewal: \$25 (\$30 after January 31)

Membership includes the STAR STUFF newsletter, discounts on magazines, discounts at selected area equipment retailers, and after-hours access to the Island Lake observing site.

Astronomy or Sky & Telescope Magazine Discounts Obtain the required form from the FAAC club treasurer for a \$10 discount.

Send the completed form directly to the respective publisher with your subscriptions request and payment. Do not send any money directly to the FAAC for this.

Star Stuff Newsletter Submissions Your submissions to STAR STUFF are welcome! Send your story and/or images to the editor: StarStuff@fordastronomyclub.com Email text or MS Word is fine. STAR STUFF will usually go to press the weekend prior to each general meeting.

Submissions received prior to the 15th can be included in that month's issue.

* FAAC Members are welcome to join our Ford Astronomy Club Yahoo! Group. Messages photos, files, online discussions.